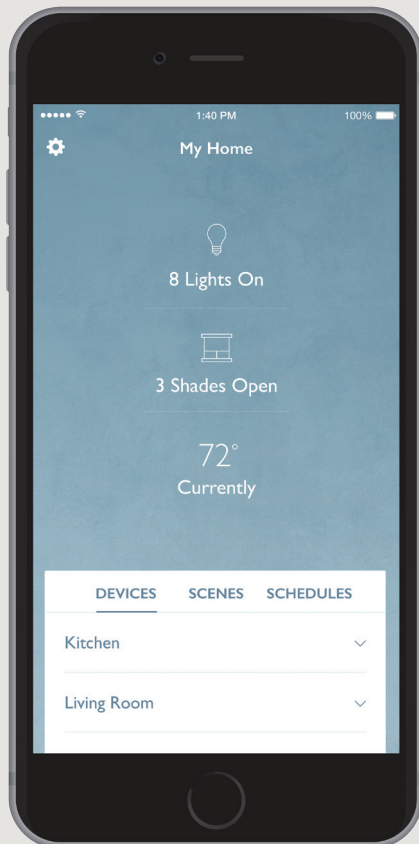
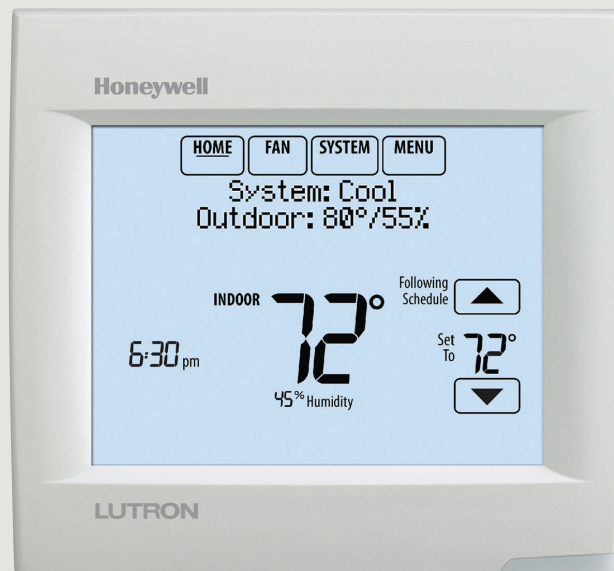


# RA2 Select works with Honeywell

**Two trusted brands for light and temperature control. One simple app.**



Lutron App



Lutron-Honeywell Wireless Thermostat

# Getting started is easy

## Step 1

Install your RA2 Select system, connect it to your Wi-Fi router, and download the Lutron App.



## Step 2

Install your Honeywell Wi-Fi thermostat, connect it to your Wi-Fi network, and download the Honeywell app.



## Step 3

Add your Honeywell Wi-Fi thermostat to the Lutron App.

[lutron.com/ra2selectintegration](http://lutron.com/ra2selectintegration)

### Customer Assistance

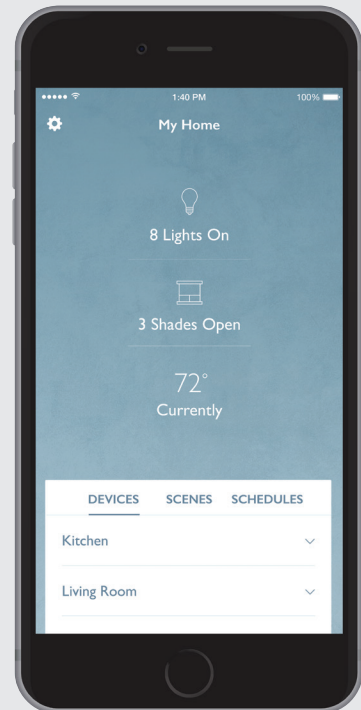
Email: [support@lutron.com](mailto:support@lutron.com)

Phone: 1.844.LUTRON1 (588.7661) — includes 24/7 technical support

**RA2** select  
by LUTRON

## What you need

- RA2 Select main repeater
- Lutron App (shown below)
- Honeywell Wi-Fi thermostat
- Honeywell app



Lutron is a trademark of Lutron Electronics Co., Inc., registered in the US and other countries.

RA2 Select is a trademark of Lutron Electronics Co., Inc.