


# CAT 6 PLENUM CABLE


## 23/4 CMP/FT6 EXPRESS BOX




### SPEC SHEET




0E-CMP6BLR



0E-CMP6WHR



0E-CMP6YWR



0E-CMP6BKR

### Physical Characteristics

**Conductor:** 23 AWG Solid Bare Annealed Copper

**Insulation:** FEP (Fluorinated Ethylene Propylene)

**Conductor Color Code:**

- Pair 1: Blue - White/Blue
- Pair 2: Orange - White/Orange
- Pair 3: Green - White/Green
- Pair 4: Brown - White/Brown

**Spline:** FR Polyolefin

**Rip Cord:** Applied longitudinally under jacket

**Jacket:** Plenum PVC (Low-Smoke, Flame-Retardant and RoHS compliant)

**Jacket Legend:**

- 0000FT CAT 6 4 PR 23 AWG E507576 (UL) CMP c(UL)us FT6 75C (ROHS)
- UL VERIFIED TO TIA-568.2-D CAT 6 ##### RM# A B C D E F 1 2 3 4 5 6 7 8 9

**Nominal Cable Diameter (in.):** 0.232

**Nominal Cable Net Weight (lbs./1000ft.):** 32.60

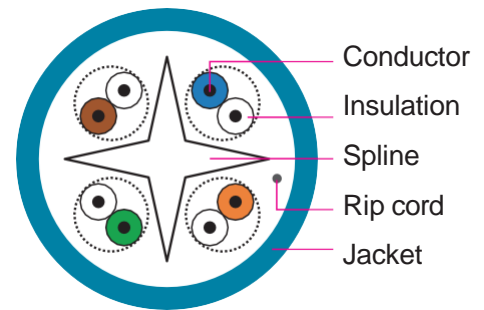
**Minimum Bend Radius (in.):** 1.0

**Maximum Pulling Force (lbs.):** 25

**Temperature Rating (°F):**

- Installation: +32 to +140
- Storage & Operation : -4 to +167

**Operating Voltage:** 300V



### Applications

IEEE802.3: 1000 BASE-T, 100 BASE-TX,

10 BASE-T, ANSI/TIA/EIA 854:

1000BASE-TX, 155Mp/s, 1.2 Gb/s ATM,

ASNI x 3.263: 100Mb/s, IEEE 802.3af

DTE Power (PoE)

Digital Video



For more information contact  
your ADI Sales person or visit  
[adiglobal.com/adiexclusivebrands](http://adiglobal.com/adiexclusivebrands)

# CAT 6 PLENUM CABLE

## 23/4 CMP/FT6 EXPRESS BOX



### Standard Compliance

- ANSI/TIA-568.2-D
- ANSI-TIA-862 (Building Automation)
- IEC 11801 Ed.2.0 (Class E)
- ICEA S-102-700 (Category 6)
- NEC/CEC Type CMP (NFPA 262) for Plenum
- UL444
- RoHS Compliant Directive 2011/65/EU

### Certifications



### Certifications for Management System

ISO 9001: 2008, ISO 14001: 2004, OHSAS 18001

### Electrical Characteristics

Max. Capacitance (nF/100m @ 1 kHz)	Max. DC Resistance ( $\Omega$ /100m @ 68°F)	Dielectric Strength (DC-kV, 2s)	Characteristic Impedance ( $\Omega$ 1~100 MHz)
5.6	9.38	2.5	100 $\pm$ 15

Frequency MHz	Insertion Loss dB/100m (Max.)	NEXT dB/100m (Min.)	PS NEXT dB/100m (Min.)	ACRF dB/100m (Min.)	PS ACRF dB/100m (Min.)	Return Loss dB/100m (Min.)	PD ns/100m (Max.)	PD Skew ns/100m (Max.)
1	2.0	74.3	72.3	67.8	64.8	20.0	570	45
4	3.8	65.3	63.3	55.8	52.8	23.0	552	45
10	6.0	59.3	57.3	47.8	44.8	25.0	545	45
16	7.6	56.2	54.2	43.7	40.7	25.0	543	45
20	8.5	54.8	52.8	41.8	38.8	25.0	542	45
31.25	10.7	51.9	49.9	37.9	34.9	23.6	540	45
62.5	15.4	47.4	45.4	31.9	28.9	21.5	539	45
100	19.8	44.3	42.3	27.8	24.8	20.1	538	45
250	32.8	38.3	36.3	19.8	16.8	17.3	536	45
300	36.4	37.1	35.1	18.3	15.3	16.8	536	45
400	43.0	35.3	33.3	15.8	12.8	15.9	536	45
500	48.9	33.8	31.8	13.8	10.8	15.2	536	45
550	51.8	33.2	31.2	13.0	10.0	14.9	536	45

\* Spec meets ANSI/TIA 568.2-D standard. Sweep tested to 550 MHz, all values are dB/100m (328 ft.) and values above 250 MHz are for informational purposes only.



For more information contact  
your ADI Sales person or visit  
[adiglobal.com/adiexclusivebrands](http://adiglobal.com/adiexclusivebrands)