

NEW
more on
reverse

Indoor IN BOX™ Recessed Electrical Box

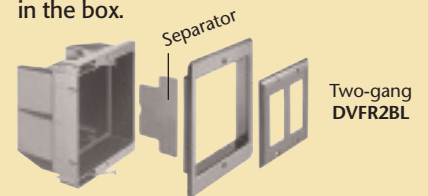
For flush-to-the-wall mounting of plasma or LCD TVs



Arlington's recessed non-metallic IN BOX™ for indoor use allows plasma and LCD TVs to mount flush against the wall. Great for furniture or countertop items like coffee makers or microwave ovens too!


It's available in one- or two-gang styles – in black and white – for power or low voltage applications in new construction or old work.

Using the supplied separator with the two-gang style allows you to install one power and one low-voltage device in the box.



Plugs stay inside the box – without extending past the wall

- For new work; positioning tabs for 1/2" wall thickness assure proper installation on stud
- Horizontal or vertical mounting
- Textured, paintable trim plate
- Accepts single-gang wiring devices
- UL Listed. CSA with grounding lug



Arlington

1 Stauffer Industrial Park
Scranton, PA 18517

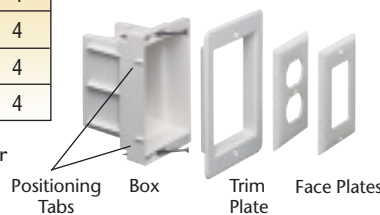
800/233.4717

Fax 570/562.0646

www.aifittings.com

Catalog Number	UPC/DEI/NAED Mfg. #018997	Description Indoor IN BOX™	Color	Unit Pkg	Std Pkg
DVFR1W	14330	Single gang	White	1	4
DVFR1BL	14329	21.0 cu. in.	Black	1	4
DVFR2W	14331	Two gang	White	1	4
DVFR2BL	14335	37.0 cu. in.	Black	1	4

Includes recessed box with trim plate, (one each) duplex and decorator face plates (two-gang supplied with (1) decorator plate only), NM cable connector, (2) #6 x 1/2" and (2) #8 x 3" installation screws.



One-gang DVFR1W Kit components (screws not shown)

Patented/Other patents pending

Indoor IN BOX™ Recessed Electrical Box

Mount TVs flush against wall – Plugs stay in the box



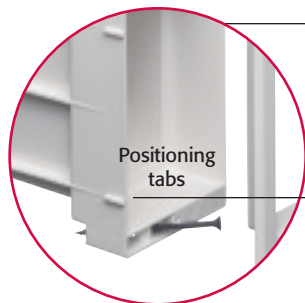
Old Work

- 1 Cut hole next to stud (3-3/8" x 6" for single-gang, 5-1/4" x 6" for two-gang).
- 2 Install NM cable connector (supplied). Pull wire. Mount box to stud with (2) #8 x 3" screws (supplied) through the angled holes in the outer edge of the box. Use positioning tabs (see detail below) to allow for drywall thickness.
- 3 Wire in receptacle. (See below for two-gang combo installation).
- 4 Attach paintable trim plate with (2) #6 x 1/2" screws (supplied).



New Construction

(single-gang shown)



Arlington

1 Stauffer Industrial Park
Scranton, PA 18517
800/233.4717
Fax 570/562.0646
www.aifittings.com



Thread (2) #8 x 3" screws (supplied) through the angled holes in the outer edge of the box. Mount box to stud, using positioning tabs to allow for finished wall (drywall) thickness.

Distributed by